


Exporting the VHL search result to EndNote

1) Do the search on VHL and select the required filters



The screenshot shows the VHL Search Portal interface. At the top left is the logo for 'virtual health library'. The main header reads 'VHL Search Portal' and 'Information and Knowledge for Health'. Below this is a search bar containing the query '((ti:"Universal Health Coverage" or ti:"Social Health Insurance" or mh:"cobertura universa... (5.751)'. The search results are displayed below, with the first result being 'Community circulation patterns of oral polio vaccine serotypes national immunization weeks.' A red arrow points to the export icon (a document with a plus sign) in the toolbar above the results. Another red arrow points to the 'Export format' dialog box that appears when the icon is clicked.

2) On the results page click the icon 

3) In the Export format choose the option RIS (for Reference Manager, ProCite, EndNote, etc) and the corresponding option to Export the content

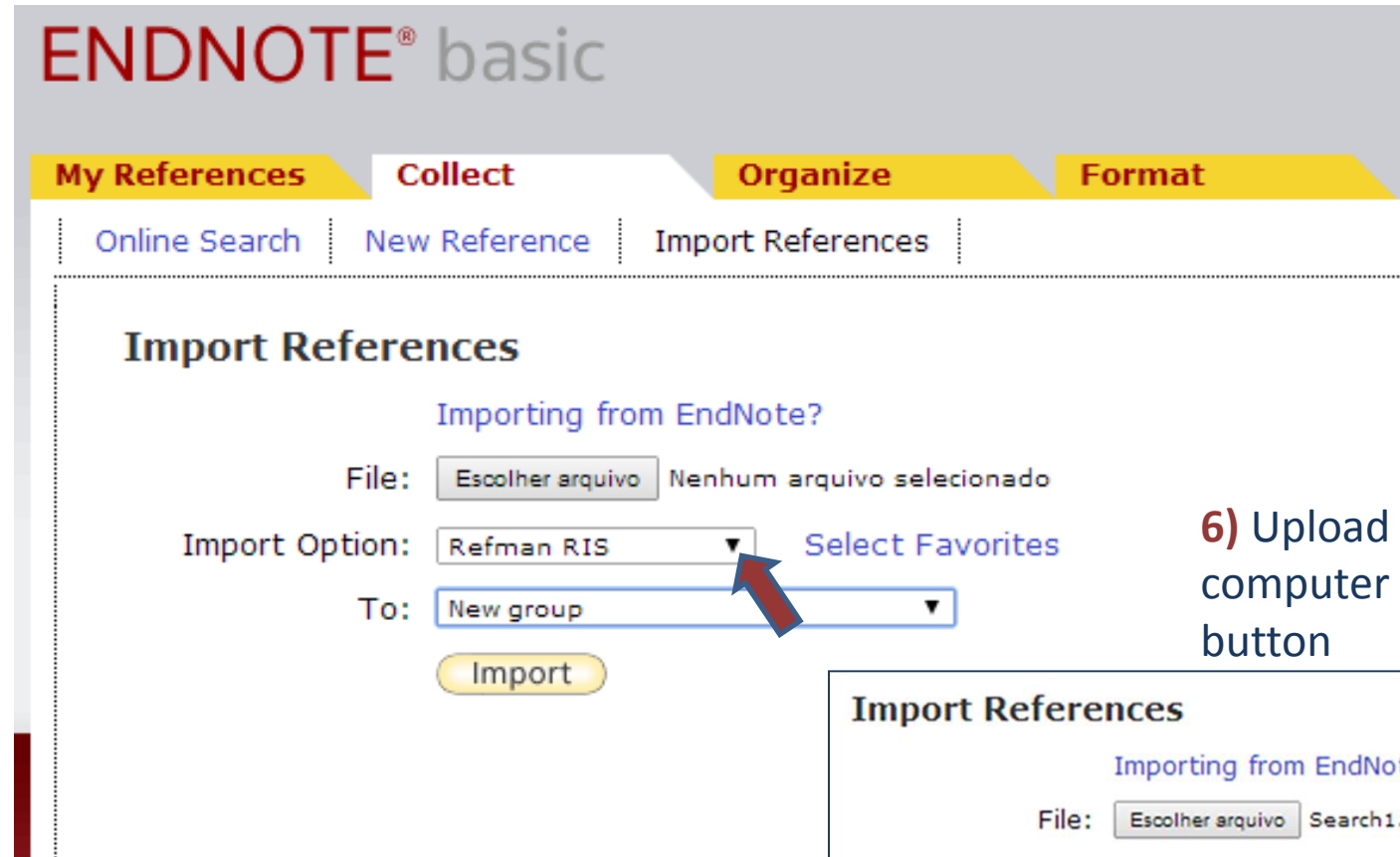
* We do not recommend to export more than 400 references at a time

4) Save a TXT file on your computer

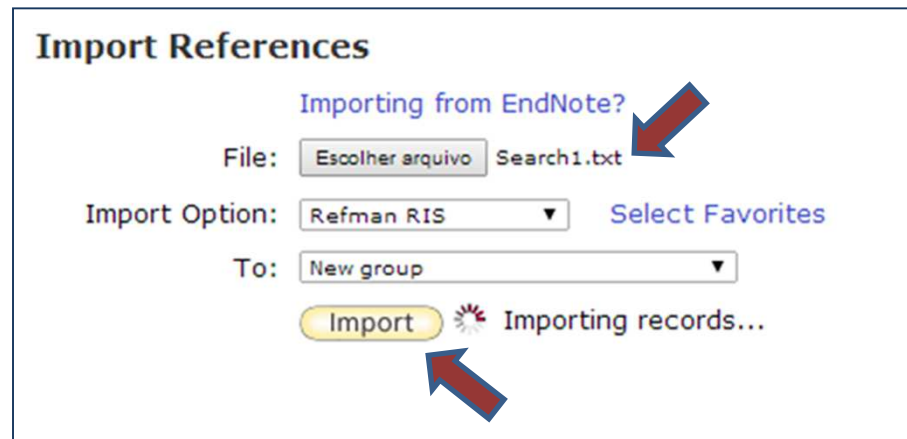


Cont.

5) On the EndNote page choose the option Refman RIS on Import Option



6) Upload the txt file on your computer and click Import button



Cont.

7) The references will be imported to the indicated group.

The screenshot displays the EndNote Basic software interface. At the top, the 'Import References' dialog box is open, showing a confirmation message: '20 references were imported into "Universal Health Coverage" group.' Below this, it asks 'Importing from EndNote?' and shows the 'File' field with a dropdown menu set to 'Escolher arquivo' and the text 'Nenhum arquivo selecionado'. The 'Import Option' is set to 'Select...' and the 'To' field is also set to 'Select...'. An 'Import' button is visible at the bottom of the dialog. A red arrow points from the 'Import' button to the confirmation message, and another red arrow points from the 'Import' button to the 'Organize' tab in the main interface.

The main interface shows the 'ENDNOTE basic' logo and three tabs: 'My References', 'Collect', and 'Organize'. The 'Organize' tab is active. On the left, there is a 'Quick Search' panel with a search box and a dropdown menu set to 'All My References'. Below this is a 'My References' section with a tree view showing 'All My References (51)', '[Unfiled] (0)', 'Quick List (0)', 'Trash (0)', and 'My Groups'. Under 'My Groups', there are 'BVS Prevencao Controle Cance... (31)' and 'Universal Health Coverage (20)'. A 'ResearcherID' banner is also present.

The main content area displays the 'Universal Health Coverage' group. It includes a pagination bar showing 'Page 1 of 2' and a 'Go' button. Below this, there are options for 'All', 'Page', and 'Sort by: First Author -- A to Z'. There are also buttons for 'Add to group...', 'Copy to Quick List', 'Delete', and 'Remove from Group'. The list of references is shown in a table with columns for 'Author', 'Year', and 'Title'. The first three references are visible:

| Author | Year | Title |
|------------------------|------|--------------------------------------------------------------------------------------------------------------------------------------------------------------------------------------------------------------------------------|
| | | Gabon gets everyone under one social health insurance roof Bull World Health Organ Added to Library: 13 Aug 2014 Last Updated: 13 Aug 2014 Online Link→ Go to URL |
| Abiio, G. A. | | Gaps in universal health coverage in Malawi: a qualitative study in rural communities BMC Health Serv Res Added to Library: 13 Aug 2014 Last Updated: 13 Aug 2014 Online Link→ Go to URL |
| Bautista-Arredondo, S. | | [Analysis of outpatient healthcare utilization in the context of the universal healthcare coverage reform in Mexico] Salud Publica Mex Added to Library: 13 Aug 2014 Last Updated: 13 Aug 2014 Online Link→ Go to URL |